

Date:

Type:

Project Name:

Part Number:

ZENITH SERIES

LED LINEAR HIGHBAY - (MULTI CCT/WATTAGE)


ALL IN ONE


OPTIONAL PLUG-IN
MICROWAVE DIMMING SENSOR



SWITCH ON THE SIDE

DESCRIPTION

Reno Lighting's Zenith Series is the newest addition to our line of LED Highbay fixtures. With its modern and sleek design, it features a slim and light weight profile that will improve the aesthetics of any industrial, commercial or high ceiling retail facility.

APPLICATIONS

- Warehouse
- Commercial Building
- Industrial
- Retail Facility

FEATURES

- DLC Premium, Exceptional efficacy 150 LPW.
- Minimum glare with frosted PMMA lenses.
- 0-10V dimming control compatible
- Operating temperature: -20°C/-4°F to 50°C/122°F
- Dual Voltage 120-347V
- Shipped with V-Hooks, Chain & 10 FT. Cord
- LED chip lifetime: L70 > 70,000+ hours, CRI 80
- 10 year Limited warranty
- Multi CCT & Selectable Wattage

SPECIFICATION

ORDER #	MODEL#	WATTS	EFFICACY (lm/w)	LUMENS OUTPUT	VOLTS	CCT
R34111	RENO-LHB2-DV-MV-MCCT-R1	100/125/140W	150lm/w	15000/18750/21000lm	120-347V	3500K/4000K/5000K
R34112	RENO-LHB2-DV-MV-MCCT-R2	145/160/175W	150lm/w	21750/24000/26250lm	120-347V	3500K/4000K/5000K
R34113	RENO-LHB2-DV-MV-MCCT-R3	180/210/230W	150lm/w	31500/34500/37800lm	120-347V	3500K/4000K/5000K
R34114	RENO-LHB2-DV-MV-MCCT-R4	250/300/340W	150lm/w	37500/45000/51000lm	120-347V	3500K/4000K/5000K



905-604-4666








info@renolighting.com



www.renolighting.com

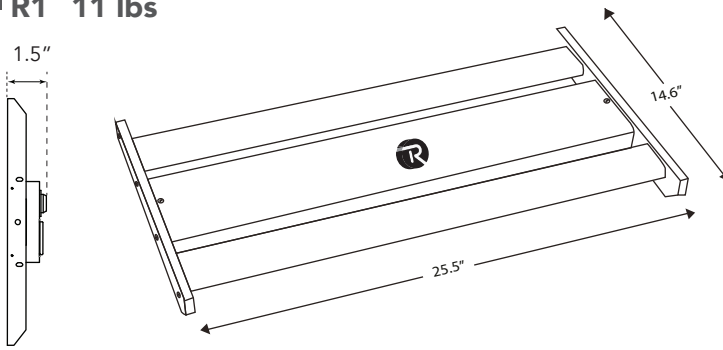
Date:	Type:
Project Name:	Part Number:

OPTIONAL ACCESSORIES

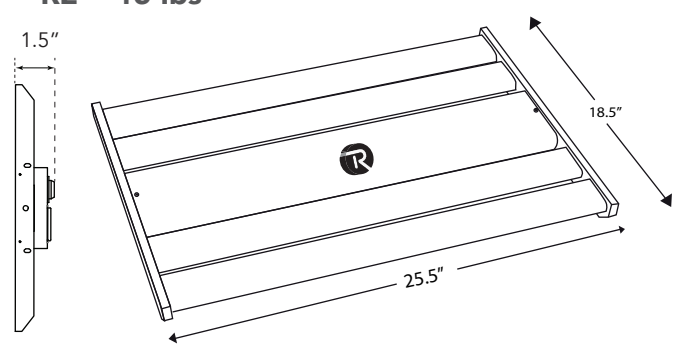
IMAGE	ORDER#	MODEL#	DESCRIPTION
	R39407	RENO-LHB-SENSOR	Bi-Level Dim Sensor for Linear Highbay
	R39408	RENO-LHB-CONTROLLER	Controller for Bi-Level Sensor
	R39301	RENO-LHB-HPM	Center Box for Pendant Mounting
	R39305	RENO-LHB-CK-R1	Connection Kit for ganging Highbays R1
	R39306	RENO-LHB-CK-R2/R3	Connection Kit for ganging Highbays R2/R3
	R39303	RENO-LHB-WG-R1	Wire Guards for Linear Highbays R1
	R39304	RENO-LHB-WG-R2	Wire Guards for Linear Highbays R2/R3

DIMENSIONS

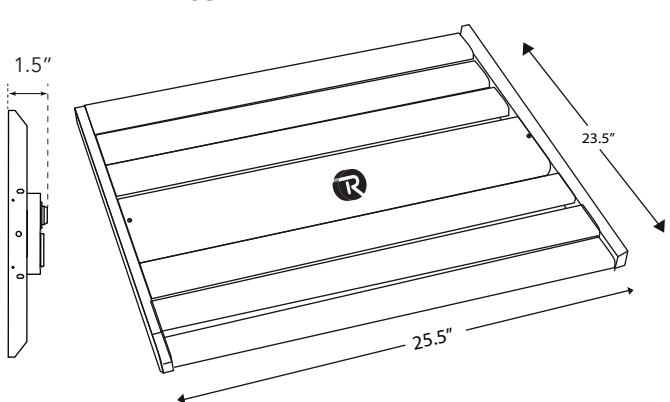
▪ R1 11 lbs



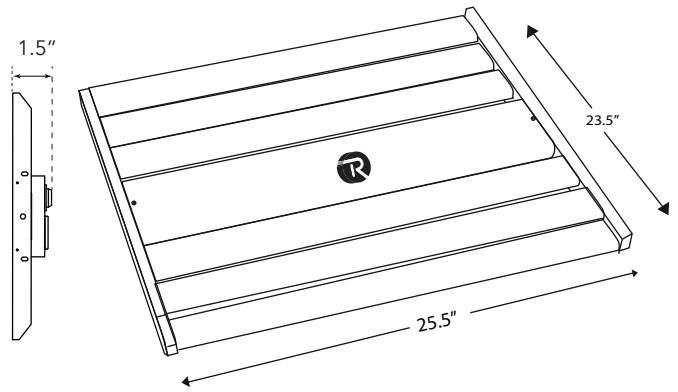
▪ R2 15 lbs



▪ R3 19 lbs

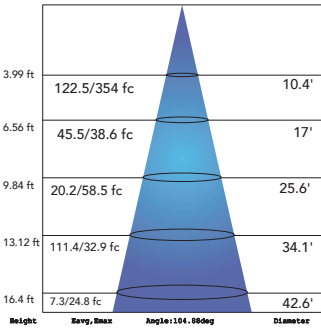
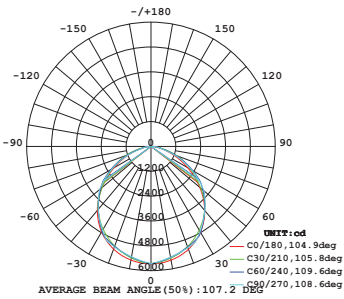


▪ R4 24 lbs

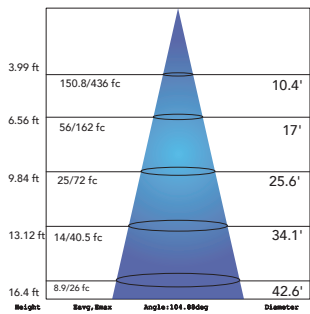
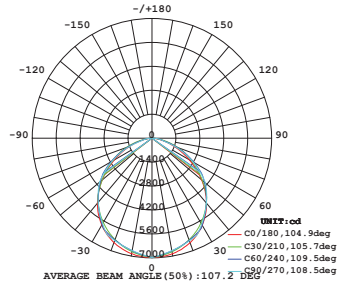


LUMINOUS EMITTANCE

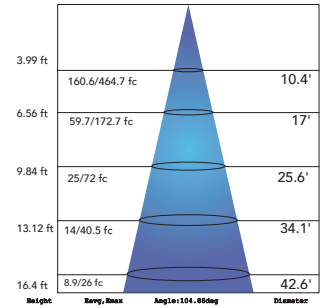
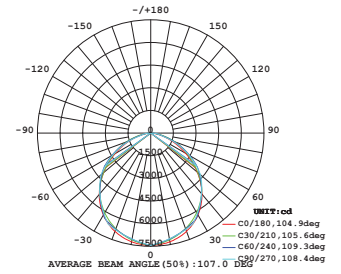
▪ R1 100W



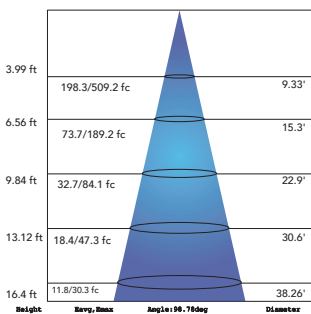
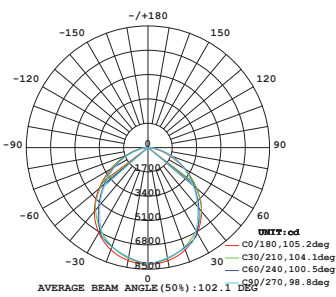
▪ R1 125W



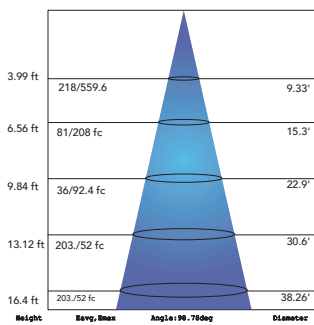
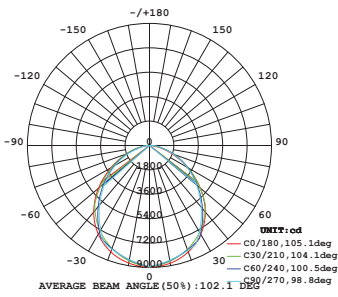
▪ R1 140W



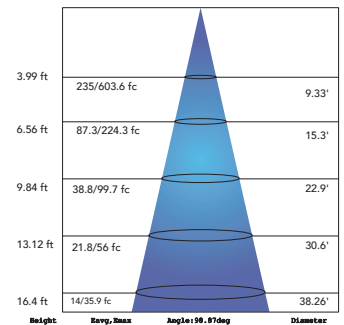
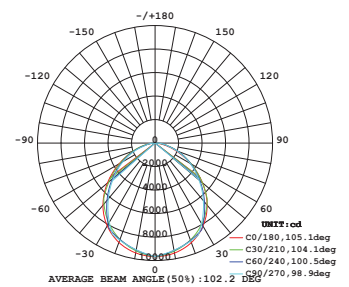
▪ R2 145W



▪ R2 160W

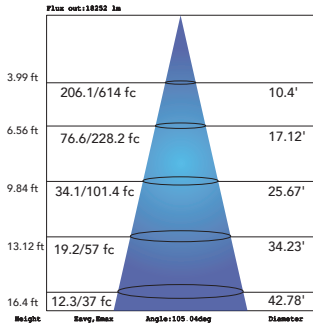
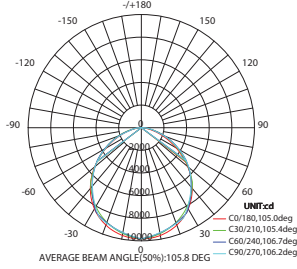


▪ R2 175W

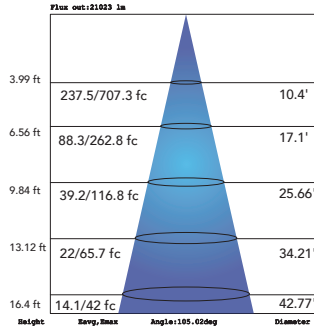
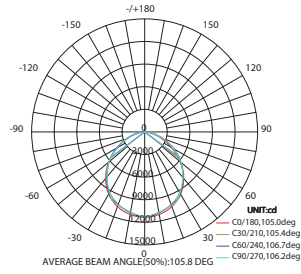


LUMINOUS EMITTANCE

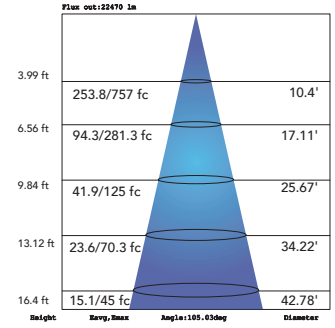
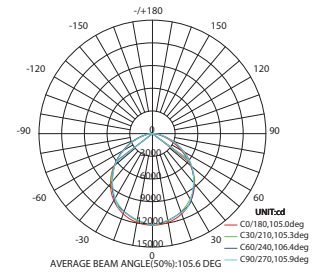
R3 180W



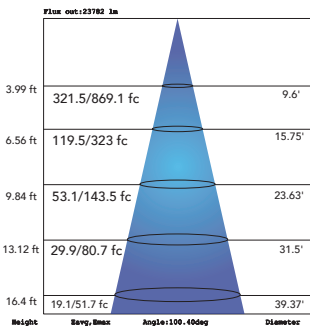
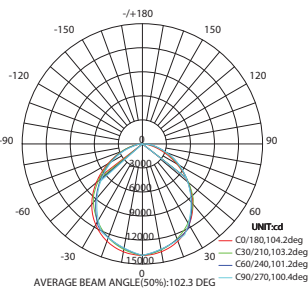
R3 210W



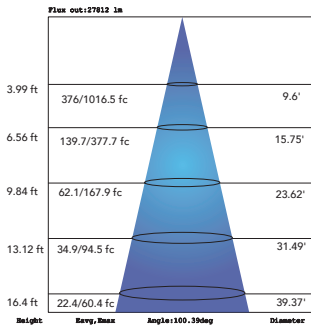
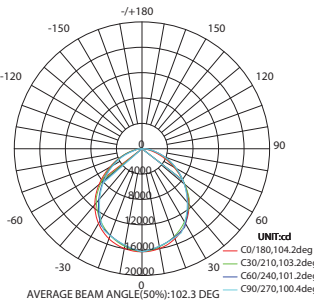
R3 230W



R4 250W



R4 300W



R4 340W

