

Date:

Type:

Project Name:

Part Number:

Multifunctional Commercial Downlight



SELECTABLE CCT & WATTAGE



DESCRIPTION

RENO Multifunctional Commercial Downlight

is a commercial grade downlight fixture.

This Energy Star qualified downlight with integrated driver, Designed as an energy efficient lighting solution for the Commercial's popular 4" / 6" / 8" / 10" recessed downlight fixtures. Come with Dual Voltage 120-347V and easy installation with adjustable wattages and colour temperature.

FEATURES

- Dual Voltage : 120-347V
- Selectable CCT for all models with 3000K, 3500K & 4000K
- Selectable Wattages
- Suitable for Type-IC on models: 4", 6", & 8"
- External spring arms install to mounting surface without the need for a traditional recessed can
- Minimum projected L70 @ 86,000 hours = (per IES TM21)
- 0-10V Dimming
- Operating temperature: -25C-45°C

APPLICATIONS

- Office Lighting
- Commercial Applications
- Damp location rated

SPECIFICATION

ORDER #	MODEL#	LUMENS OUTPUT	BEAM ANGLE	WATTS	VOLTS	SIZE	CCT	CRI
R36201	RENO-DL4-MW-DV-MCCT	920lm	95°	12W	120-347V	4"	3000/3500/4000K	93
R36202	RENO-DL6-MW-DV-MCCT	800/1000/1400lm	95°	10W/12W/17W	120-347V	6"	3000/3500/4000K	93
R36203	RENO-DL8-MW-DV-MCCT-H	1200/1450/1750lm	95°	14W/17W/20W	120-347V	8"	3000/3500/4000K	83
R36204	RENO-DL9.5-MW-DV-MCCT	2300/2700/3150lm	95°	30W/35W/40W	120-347V	10"	3000/3500/4000K	93



905-604-4666



info@renolighting.com



www.renolighting.com

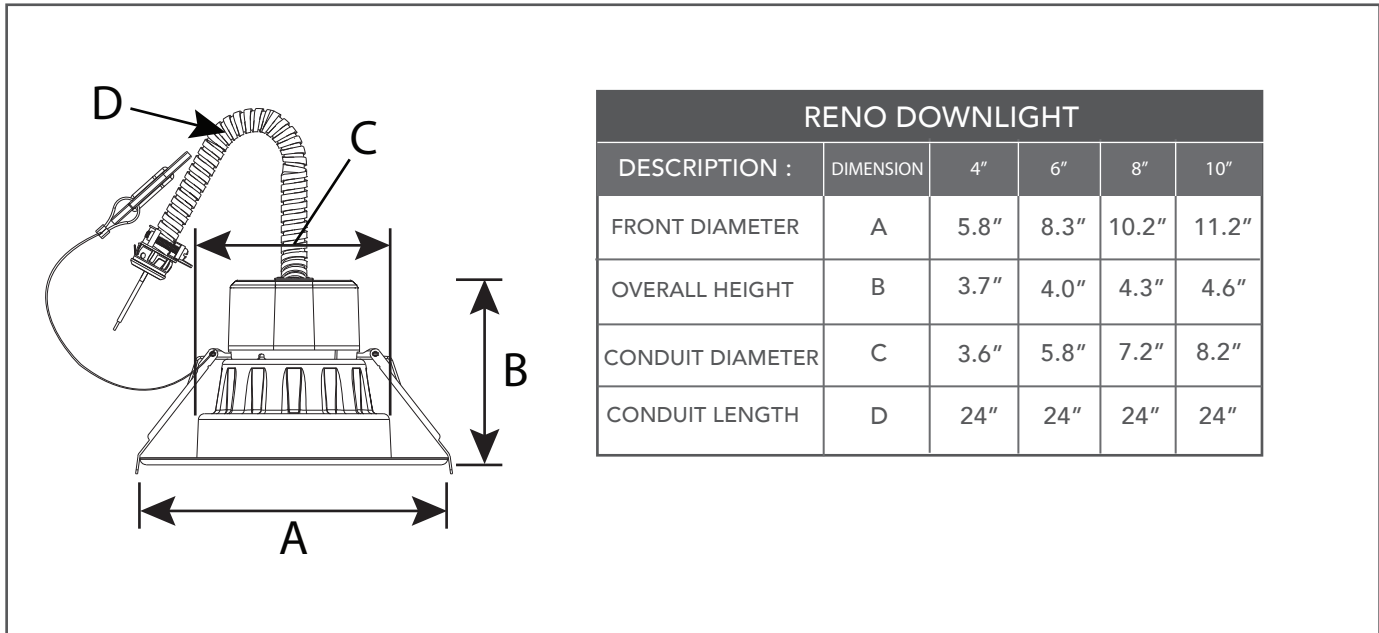
Date:

Type:

Project Name:

Part Number:

DIMENSION

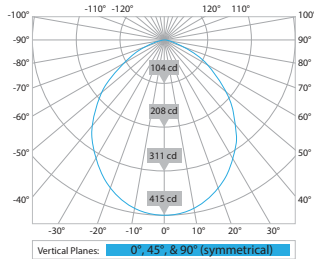


RENO DOWNLIGHT

DESCRIPTION :	DIMENSION	4"	6"	8"	10"
FRONT DIAMETER	A	5.8"	8.3"	10.2"	11.2"
OVERALL HEIGHT	B	3.7"	4.0"	4.3"	4.6"
CONDUIT DIAMETER	C	3.6"	5.8"	7.2"	8.2"
CONDUIT LENGTH	D	24"	24"	24"	24"

PHOTOMETRIC DATA

Polar Candela Plot

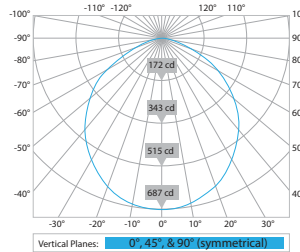


RENO-DL4-MW-DV-MCCT

Zonal Lumen Summary

Zone	Lumens	%Luminaire
0-20	149.02	16.2
0-30	309.79	33.7
0-40	494.19	53.7
0-60	805.05	87.5
0-80	914.69	99.4
0-90	920.12	100
0-180	920.12	100

Polar Candela Plot

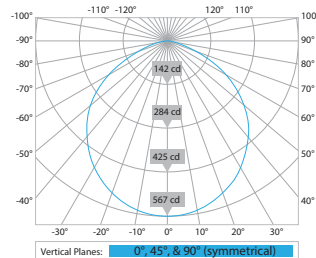


RENO-DL8-MW-DV-MCCT

Zonal Lumen Summary

Zone	Lumens	%Luminaire
0-20	249.06	14.2
0-30	524.48	30
0-40	850.43	48.6
0-60	1469.65	84
0-80	1741.14	99.5
0-90	1750.21	100
0-180	1750.22	100

Polar Candela Plot

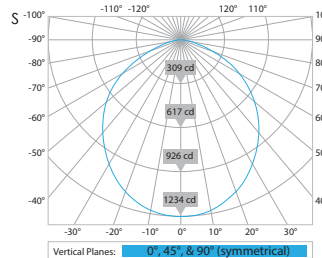


RENO-DL6-MW-DV-MCCT

Zonal Lumen Summary

Zone	Lumens	%Luminaire
0-20	206.32	14.2
0-30	436.19	30
0-40	711.39	48.9
0-60	1239.96	85.2
0-80	1448.9	99.5
0-90	1456.15	100
0-180	1456.15	100

Polar Candela Plot



RENO-DL9.5-MW-DV-MCCT

Zonal Lumen Summary

Zone	Lumens	%Luminaire
0-20	446.88	14.2
0-30	938.73	29.8
0-40	1517.7	48.2
0-60	2619.07	83.1
0-80	3132.63	99.4
0-90	3150.32	100
0-180	3150.37	100

