

Date:

Type:

Project Name:

Part Number:

## GEMINI SERIES

### CUT OFF WALL PACK



## DESCRIPTION

RENO Gemini Full Cut-off Wall Pack is a high performance fixture offering both durability and full cutoff style. Fixture comes in rugged cast-aluminum housing with excellent design.

## FEATURES

- Dia-casting aluminum alloy housing
- Input line voltage: 120-347V
- Power Factor: >0.9
- Operating temperature: (-30°C to +45°C),
- 0-10V Dimmable, Option for Photocell & Microwave Motion Sensor
- Finish Black/Customized (Optional)
- Multi CCT 3500/4000/5000K
- Multi Wattage (Wattage Switchable)
- Life Time L70 @ 54,000 Hrs

## APPLICATIONS

- Commercial Building
- Self Storage
- Entryway Lighting
- Security Lighting

## SPECIFICATION

ORDER NO.	MODEL NUMBER	WATTS	VOLTAGE(V)	HOURLY RATING	BEAM ANGLE	INITIAL LUMENS	CCT(K)
R51012	RENO-CWP-60W-MW-DV-MCCT-R1	25/40/60W	120-347V	50,000	TYPE 3	3275/5240 /7860	35/40/50K
R51013	RENO-CWP-120W-MW-DV-MCCT-R2	80/100/120W	120-347V	50,000	TYPE 3	10480/13100 /15720	35/40/50K






Date:

Type:

Project Name:

Part Number:

**OPTIONAL ACCESSORIES**

IMAGE	ORDER#	MODEL#	DESCRIPTION
	R39408	RENO-LHB-CONTROLLER	Controller for Bi-Level Sensor
	R54010	RENO-WP-PHOTOCELL	DC 12V PHOTOCELL
	R54011	RENO-WP-SENSOR	DC 12V MICROWAVE MOTION SENSOR

**DIMENSION**
