

Date:

Type:

Project Name:

Part Number:

## GEMINI SERIES

### CUT OFF WALL PACK



#### DESCRIPTION

RENO Gemini Full Cut-off Wall Pack is a high performance fixture offering both durability and full cutoff style. Fixture comes in rugged cast-aluminum housing with excellent design.

#### APPLICATIONS

- Commercial Building
- Self Storage
- Entryway Lighting
- Security Lighting

#### FEATURES

- Dia-casting aluminum alloy housing
- Input line voltage: 120-347V
- Power Factor: >0.9
- Operating temperature: (-30°C to +45°C),
- 0-10V Dimmable, Option for Photocell & Microwave Motion Sensor
- Finish Black/Customized (Optional)
- Multi CCT 3000/4000/5000K
- Multi Wattage (Wattage Switchable)
- Life Time L70 @ 54,000 Hrs

#### SPECIFICATION

| ORDER NO. | MODEL NUMBER                | WATTS       | VOLTAGE(V) | HOUR RATING | BEAM ANGLE | INITIAL LUMENS     | CCT(K)    |
|-----------|-----------------------------|-------------|------------|-------------|------------|--------------------|-----------|
| R51012    | RENO-CWP-60W-MW-DV-MCCT-R1  | 25/40/60W   | 120-347V   | 50,000      | TYPE 3     | 3275/5240 /7860    | 30/40/50K |
| R51013    | RENO-CWP-120W-MW-DV-MCCT-R2 | 80/100/120W | 120-347V   | 50,000      | TYPE 3     | 10480/13100 /15720 | 30/40/50K |






Date:

Type:

Project Name:

Part Number:

**OPTIONAL ACCESSORIES**

| IMAGE   | ORDER# | MODEL#              | DESCRIPTION                    |
|---|--------|---------------------|--------------------------------|
|  | R39408 | RENO-LHB-CONTROLLER | Controller for Bi-Level Sensor |
|  | R54010 | RENO-WP-PHOTOCELL   | DC 12V PHOTOCELL               |
|  | R54011 | RENO-WP-SENSOR      | DC 12V MICROWAVE MOTION SENSOR |

**DIMENSION**
