

Date:	Type:
Project Name:	Part Number:

By Pass /Line Voltage LED T8 Tube (Type B) (High Efficiency)



FEATURES

- Built-in safety switch prevents electrical shock during installation
- Operates directly on 120-277V & 347V line voltage
- Simple ballast bypass, Double ended
- Compatible with shunted and non-shunted lamp holders
- Rated for use in fully enclosed fixtures.
- Suitable for use in dry and damp locations.
- NSF Listed: NSF/ANSI Standard 2 - Food Equipment
- Operating Temperature: -20°C/-4°F to 45°C/113°F
- 50,000+ Hour Lifetime(L70)
- 7 year warranty
- Reno LED T8 lamps conform to UL 1598 Standard

APPLICATIONS

- Office Lighting
- Commercial Applications
- Residential
- Food Service Equipment



SPECIFICATION

ORDER #	MODEL #	LENGTH	WATTS	BASE	VOLTAGE(V)	HOURLY RATING	BEAM ANGLE	INITIAL LUMENS	CCT(K)	CRI
R41124	WLL-LEDT8BP10.5DV/840	4'	10.5W	G13	120-347V	50,000	330°	1800	4000K	83+
R41125	WLL-LEDT8BP10.5DV/850	4'	10.5W	G13	120-347V	50,000	330°	1800	5000K	83+
R41126	WLL-LEDT8BP14DV/840	4'	14W	G13	120-347V	50,000	330°	2200	4000K	83+
R41127	WLL-LEDT8BP14DV/850	4'	14W	G13	120-347V	50,000	330°	2200	5000K	83+

Date:	Type:
Project Name:	Part Number:

RENO GLASS VS PLASTIC

Plastic Tube

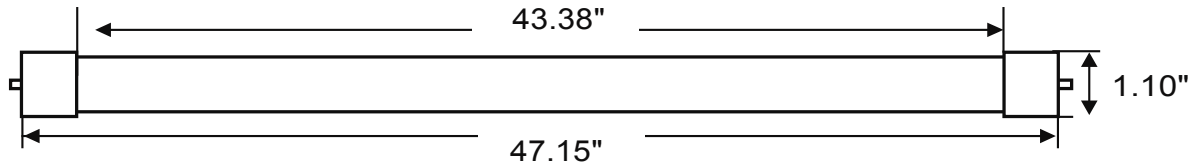


RENO Glass



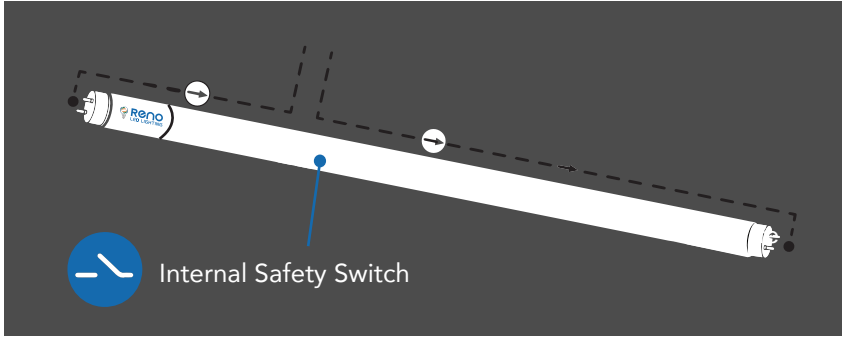
DIMENSIONS

■ 4FT



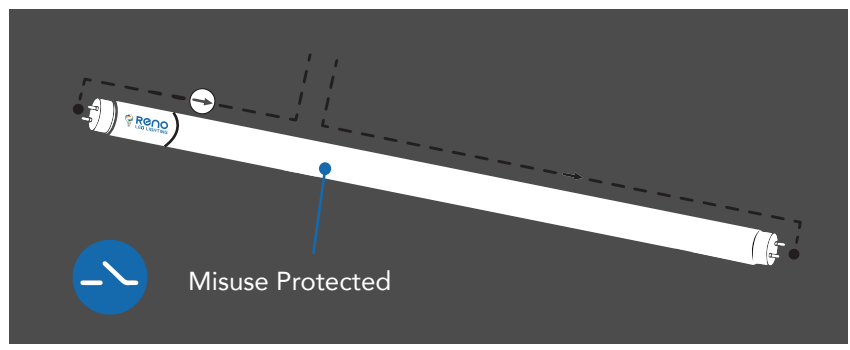
BUILD IN PROTECTION FEATURES

INTERNAL SAFETY SWITCH



Internal Safety Switch for installation protection.
(No current will flow until pins on both ends are engaged)

MISUSE PROTECTED FUNCTION



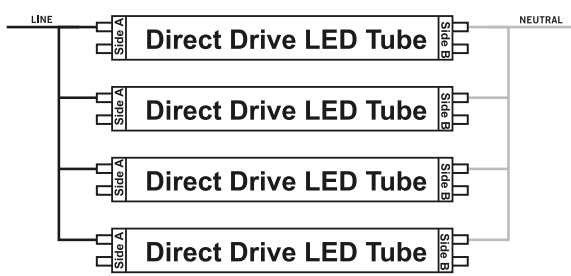
Misuse - Protected function ,if forgot to by-pass the ballast,
the lamp won't work, no risk of fire or cap melting.

DOUBLE-ENDED WIRING DIAGRAM

1. Cut all existing connections to ballast as shown below and remove ballast. See Figure A above for typical ballast configurations.
2. Re-wire fixture as shown below. For Double-ended wiring, use either shunted or nonshunted lampholders.

Note: There should not be any exposed wires at the end of installation

Shunted Lampholders



Nonshunted Lampholders

