

**INSTRUCTION  
MANUAL**

**34124  
MODE  
D'EMPLOI**

**MANUAL DE  
INSTRUCCIONES**

### Thank You

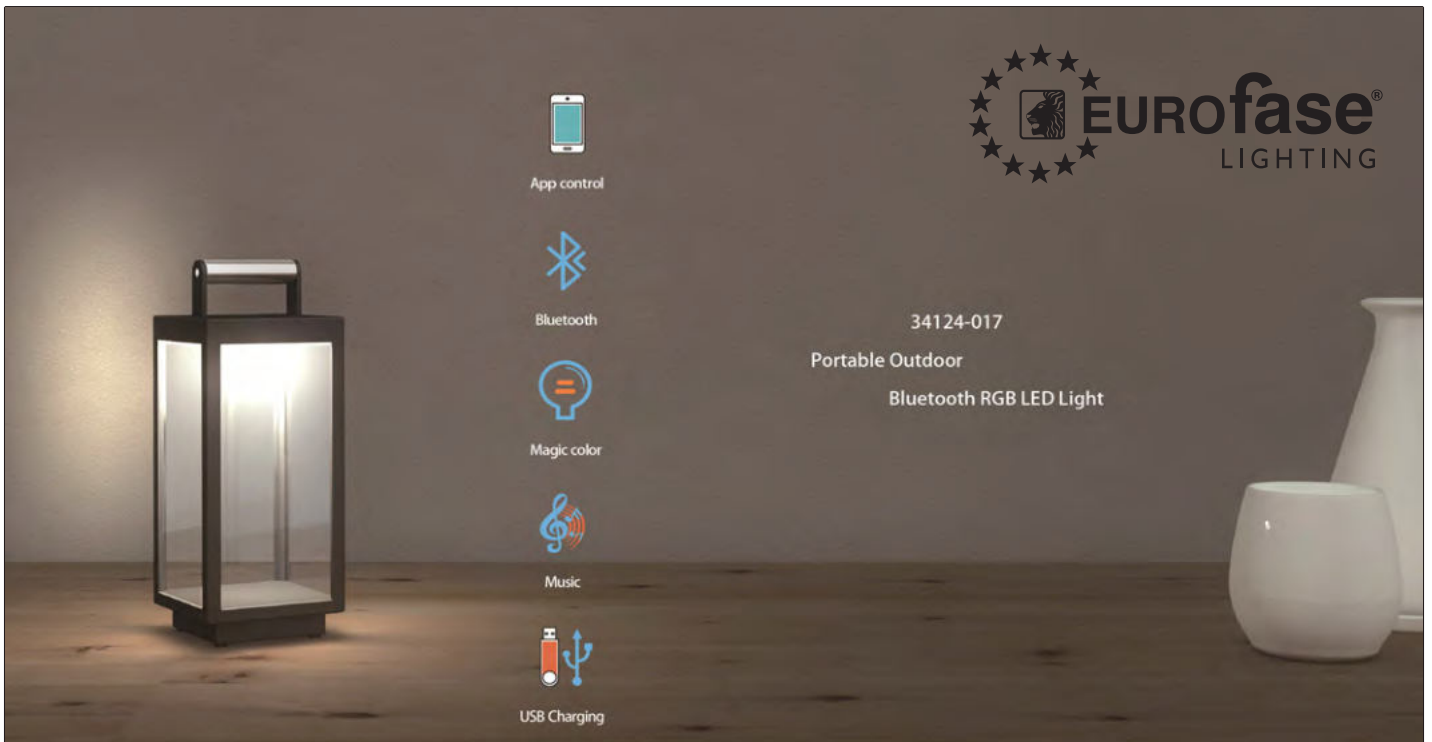
You've just purchased a lighting product designed and built to provide you with years of enjoyment.

### Merci

Vous venez d'acheter un système d'éclairage conçu et fabriqué pour vous donner des années de satisfaction.

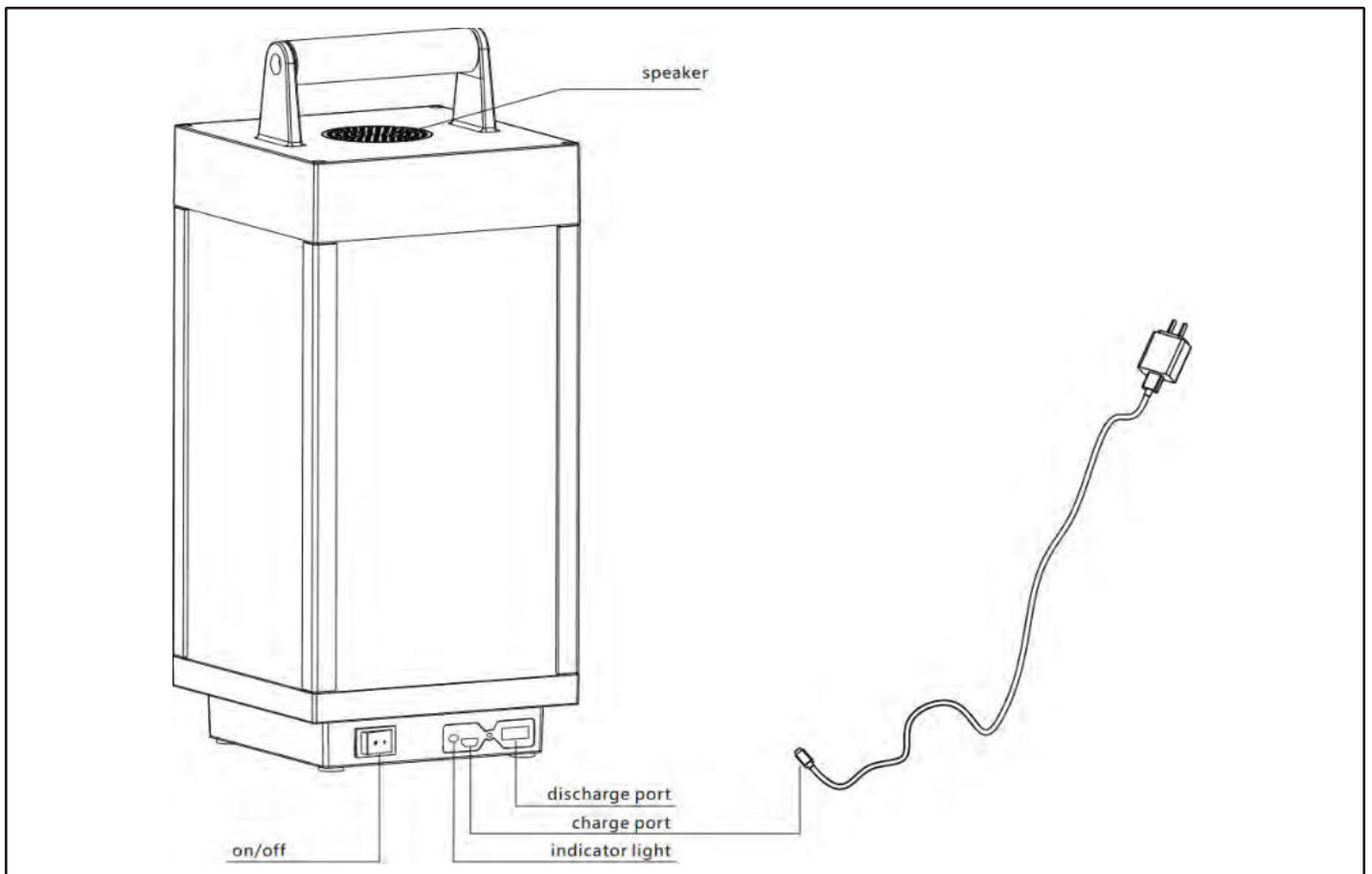
### Gracias

Has comprado un producto de iluminación diseñado y fabricado para proporcionarte muchos años de disfrute.



### Portable Outdoor Bluetooth RGB LED Light

Model #34124-017 – Basically it's an Bluetooth Speaker with high resolution audio version and Loud Speaker. Easy step to connect to your phone device, control the lights and musics via App.

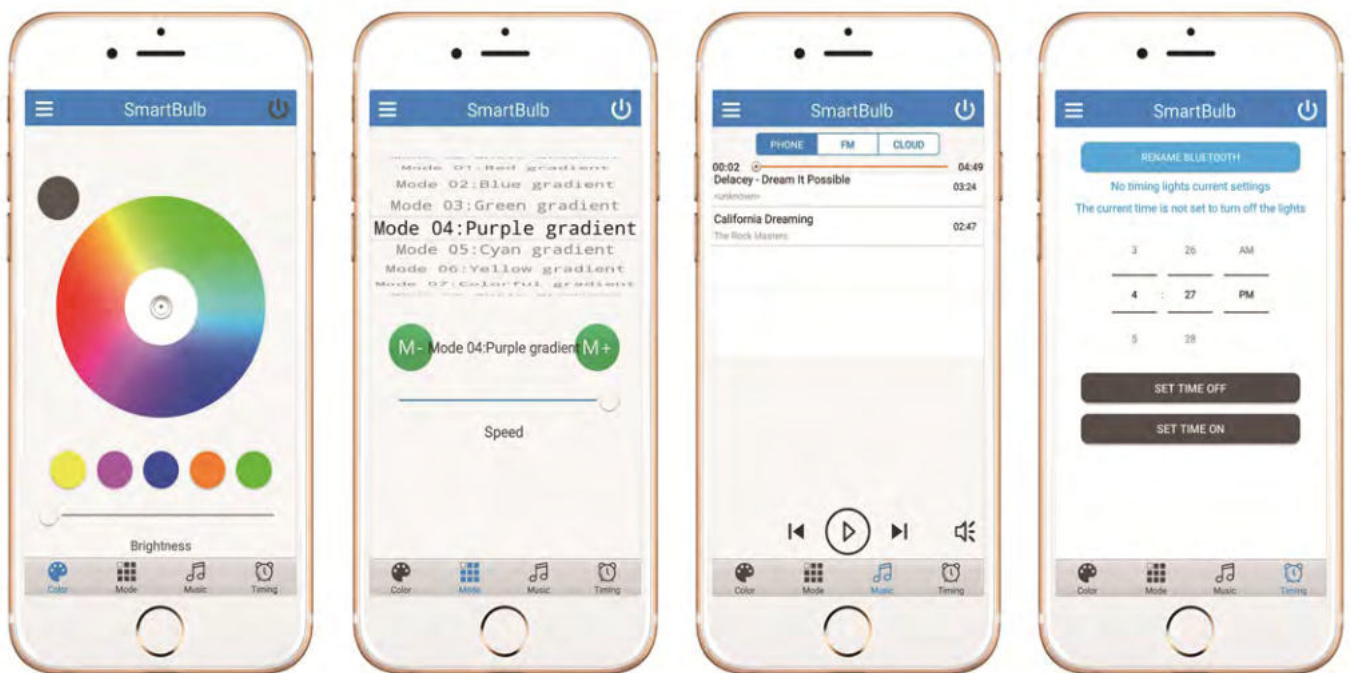


How to have fun with the lamp.

1. Turn on the switch of the lamp;
2. Open the setting on your smart phone, find the Bluetooth switch and turn it on;
3. Find “ Smart bulb” down from the Bluetooth switch and connecting;
4. Return back on your phone, open the downloaded app, find the device “I Smart Bulb ” and enter into;
5. Congratulation, you can control the lamp now, have fun.



## PLEASE DOWNLOAD "iSmartBulb"



White color lighting for 10 hours;  
 Magic color lighting for 8 hours;  
 Music playing for 12 hours;  
 Both lighting and music for 6 hours.



Please charging the lamp first before you start use it.

### Cautions during charge:

1. Please put the switch on before charging the lamp, indicator light flashing means under charging, stop flashing mean battery is full charged;
2. Please charge the lamp when it in low battery, which you could see on the app the battery mark turn to red;
3. Please charge the lamp for 10 minutes after the lamp run out of battery, remove the data cable, turn off and then turn on the switch to active the lamp for normal operation.