



■ Features :

- Constant current mode design
- Universal AC input / Full range
- Protections: Short circuit / Over voltage
- Fully isolated plastic case
- Small and compact size
- Cooling by free air convection
- Class II power unit, no FG
- Class 2 power unit
- Pass LPS
- IP30 design
- Suitable for LED lighting and moving sign applications
- 100% full load burn-in test
- Low cost / High reliability
- 2 years warranty

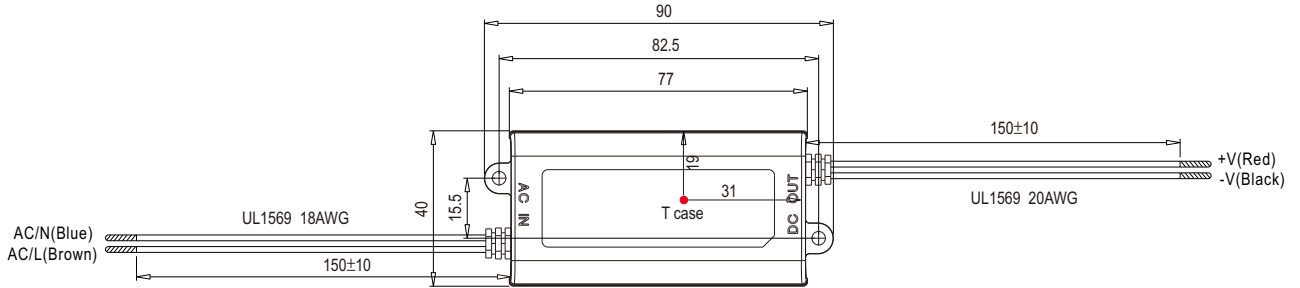


SPECIFICATION


MODEL		APC-16-350	APC-16-700
OUTPUT	RATED CURRENT	350mA	700mA
	DC VOLTAGE RANGE	12~48V	9~24V
	RATED POWER	16.8W	16.8W
	RIPPLE & NOISE (max.) Note.2	300mVp-p	250mVp-p
	VOLTAGE TOLERANCE Note.3	±5.0%	
	CURRENT ACCURACY	±8.0%	
	LINE REGULATION	±1.0%	
	LOAD REGULATION	±3.0%	
	SETUP, RISE TIME	3000ms, 200ms / 230VAC	3000ms, 200ms / 115VAC at full load
HOLD UP TIME (Typ.)	20ms/230VAC	12ms/115VAC at full load	
INPUT	VOLTAGE RANGE Note.4	90 ~ 264VAC	127 ~ 370VDC
	FREQUENCY RANGE	47 ~ 63Hz	
	EFFICIENCY(Typ.)	84%	83%
	AC CURRENT	0.3A/230VAC;0.5A/115VAC	
	INRUSH CURRENT(Typ.)	COLD START 45A(twidth=210µs measured at 50% Ipeak) at 230VAC	
LEAKAGE CURRENT	0.25mA / 240VAC		
PROTECTION	OVER VOLTAGE	50.4~ 60V	27.6~ 33.5V
		Protection type : Shut off o/p voltage, clamping by zener diode	
ENVIRONMENT	WORKING TEMP.	-30 ~ 70°C (Refer to "Derating Curve")	
	WORKING HUMIDITY	20 ~ 90% RH non-condensing	
	STORAGE TEMP., HUMIDITY	-40 ~ +80°C, 10 ~ 95% RH	
	TEMP. COEFFICIENT	±0.2%/°C (0 ~ 50°C)	
	VIBRATION	10 ~ 500Hz, 2G 10min./1cycle, period for 60min. each along X, Y, Z axes	
SAFETY & EMC (Note 5)	SAFETY STANDARDS	UL8750, CSA C22.2 No.250.0-08 approved, Design refer to TUV EN61347-1	
	WITHSTAND VOLTAGE	I/P-O/P:3.75KVAC	
	ISOLATION RESISTANCE	I/P-O/P:>100M Ohms / 500VDC / 25°C / 70% RH	
	EMC EMISSION	Compliance to EN55015,EN61000-3-2 Class A,EN61000-3-3	
	EMC IMMUNITY	Compliance to EN61547,EN61000-4-2,3,4,5,6,8,11; light industry level(surge 2KV), criteria A	
OTHERS	MTBF	1145.7K hrs min. MIL-HDBK-217F (25°C)	
	DIMENSION	77*40*29(L*W*H)	
	PACKING	0.1Kg; 120pcs/14Kg/0.93CUFT	
NOTE	<p>1. All parameters NOT specially mentioned are measured at 230VAC input, rated load and 25°C of ambient temperature.</p> <p>2. Ripple & noise are measured at 20MHz of bandwidth by using a 12" twisted pair-wire terminated with a 0.1uf & 47uf parallel capacitor.</p> <p>3. Tolerance : includes set up tolerance, line regulation and load regulation.</p> <p>4. Derating may be needed under low input voltage. Please check the static characteristic for more details.</p> <p>5. The power supply is considered as a component that will be operated in combination with final equipment. Since EMC performance will be affected by the complete installation, the final equipment manufacturers must re-qualify EMC Directive on the complete installation again.</p> <p>6. The unit might not be suitable for lighting applications in EU countries. Please check with your local authorities for the possible use of the unit.</p>		

Mechanical Specification

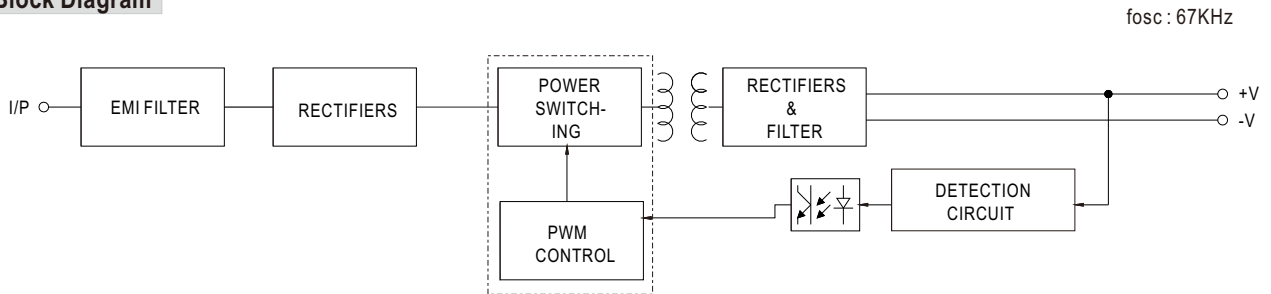
Unit:mm



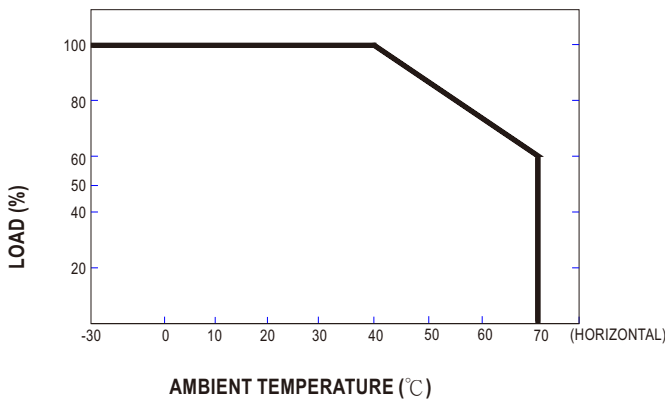
※ T case: Max. Case Temperature



Block Diagram



Derating Curve



Static Characteristics

