

Job Information		
Project Name		Type
Location		
Quantity		Date
Contact/Phone		
Notes		

P-1750

1 3/4" New Construction Mounting Plate Recessed Lighting

Features

General


Constructed from galvanized steel, this new construction pre-mounting plate is used to mount LED wall lights (WLFLR(S) WLTD(R)(S)). Included with mounting tabs for vapour barrier extender (WL-VBE sold separately), wiring clips to secure LVT wiring installations and support grooves to prevent the plate from warping or bending when installing fixtures.

Mounting

Mounting plate provided with tracks for precise location of luminaire between two adjacent studs. Alignment notches on plate help control mounting height when aligning multiple plates.

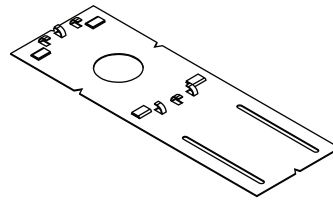
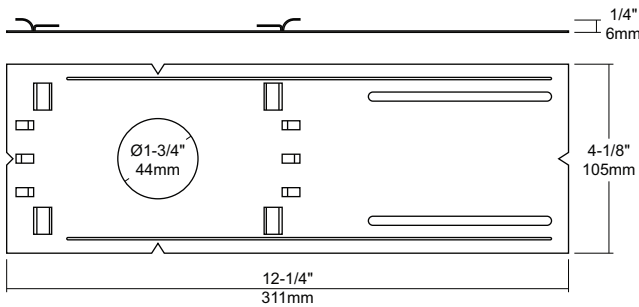
Applications

Suitable for use in new construction and insulated installations.



Description

The P-1750 mounting plate is for use with DazzLED LED wall lights in new construction and insulated applications. Designed to perfectly position the wall lights.



Notes: Accessories are sold separately. For additional options please consult your Liteline representative. Due to our continued efforts to improve our products, product specifications are subject to change without notice.

Ordering Guide



P-1750

1 3/4" New construction mounting plate for DazzLED wall lights.

Accessories



WL-VBE

Vapour barrier extender for use with wall lights.