

## High CRI Indirect AR111 690lm, 2700K LED Lamp with 40-Degree Beam Angle, 75W Replacement

- 75-watt, 12-volt halogen replacement lamp
- Custom optical and thermal design by Mitsubishi Chemical Corporation
- Indirect light source minimizes glare
- 90 CRI – renders illuminated colors with great accuracy
- 40-degree flood beam angle
- Fully dimmable
- 2700K, soft white – ideal for many commercial retrofit applications including hospitality, retail and museums
- Reduces energy consumption by over 85% when compared to traditional halogen lamps
- Environmentally friendly – contains no mercury or other hazardous materials; RoHS compliant
- 3-year Limited Warranty



Specifications	
Lamp Type	AR111 690lm, 2700K, 40-Degree Beam Angle
Part Number	99549
Model	AR-L690-C27-B40-90-ID
Dimmable	Yes
Voltage	12V
Wattage	10W
Color Temperature	2700K
Lumen Output	690 lm
Efficacy	69 lm/W
CRI	90
Beam Angle	40°
Operating Temperature	-20°C to 40°C
Socket	G53
Design life	50,000 hrs
CBCP	1500
Dimensions(L x W x H)	4.37 x 4.37 x 2.28 in
Weight	.20 lbs
Warranty	3-Year Limited Warranty

### Certifications:

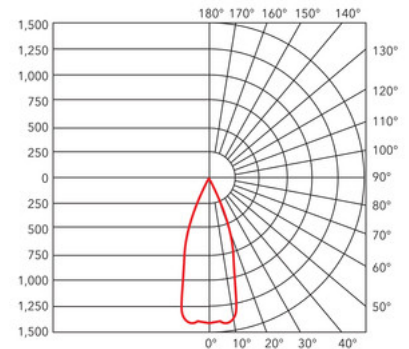
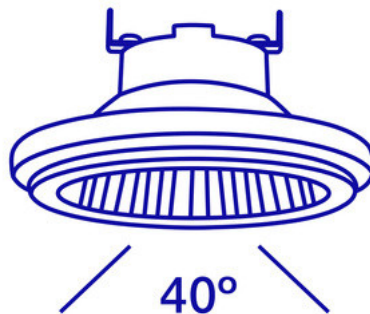
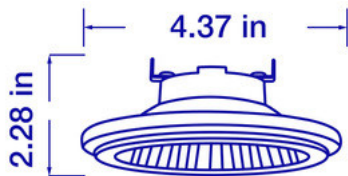


# High CRI Indirect AR111 690lm, 2700K LED Lamp with 40-Degree Beam Angle, 75W Replacement

## Additional Images:



## Diagrams:



## Lighting Facts:

Lighting Facts <small>Per Bulb</small>	
Information concernant l'éclairage <small>Pour une ampoule</small>	
<b>Brightness/Luminosité</b>	<b>690 lumens</b>
<b>Estimated Yearly Energy Cost</b>	<b>\$1.20</b>
<b>Estimation Des Coûts Énergétiques Annuels</b>	
<small>Based on 3 hrs/day, 11¢/kWh Sur la base de 3 heures / jour, 11 ¢ / kWh Cost depends on rates and use Le coût dépend du tarif et de l'utilisation</small>	
<b>Life/Durée de vie</b>	<b>45.6 years/années</b>
<small>Based on 3 hrs/day Sur la base de 3 heures/jour</small>	
<b>Light Appearance/Degré de luminosité</b>	
<small>Warm/Chaud      Cool/Froid</small>	
2700 K	
<b>Energy Used/Energie utilisée</b>	<b>10 watts</b>