

**1-LIGHT 70W METAL HALIDE
PULL DOWN RECESSED**



70W
METAL HALIDE

21812-019- 70W

1 x 70 WATT CDM-T G12

120V

METAL HALIDE

35° Light Beam Angle

355° Vertical Adjustment

86° Horizontal Adjustment

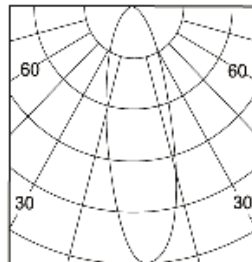
6 1/8" Cut Hole Size

Ballast Included

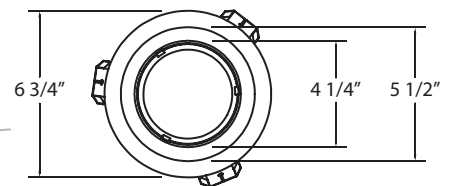
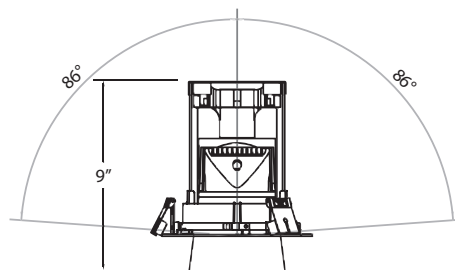
Retrofit Non-IC

White Finish

70W



h(m)	D(m)	E(lx)
	35"	
1	0.59	9855
2	1.18	2464
3	1.77	1095
4	2.36	615.9
5	2.95	394.2



* For new construction and insulated ceiling housing information, please consult factory.