

DESCRIPTION

EEL LED Flush Mount Ceiling Light Fixture features a painted white finish and a white acrylic diffuser. This LED Ceiling Light is perfect for commercial and residential applications.

The LED Flush Mount Ceiling Light is ideal for hallways, kitchens, bedrooms and other applications.

SPECIFICATION FEATURES

Construction

Flush mount steel housing painted white, white acrylic lens.

2 sizes: 11-inch and 14-inch

Electrical

Long life LED system coupled with electrical driver to deliver optimal performance. 3000K with typical CRI:80. Rated for 94,000 hours

Driver and Module Access

Driver and modules can be accessed by turning the lens no tools required

Finish

Galvanized steel for durability and a powdered high gloss paint finish

Shielding

Whit acrylic diffuser

Compliance

Modules are UL recognized components and the indoor luminaries are cULus listed for 40°C to -40°C ambient environments. LED modules comply with IESNA LM-79 and LM-80 Standards. Drivers are cULus listed, complies to ANSI Standards

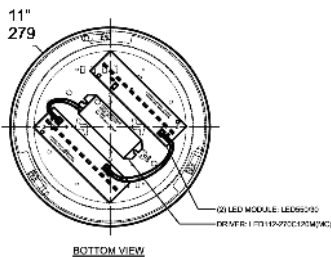
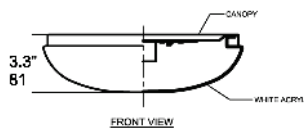
Warranty

5 years

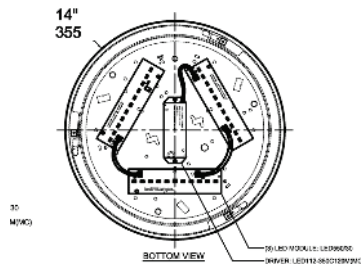
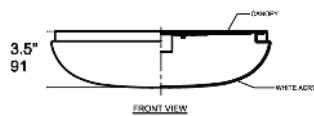


**LED
CEILING LIGHTS**
11-inch and 14-inch

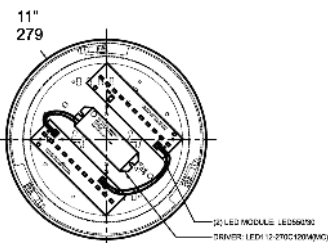
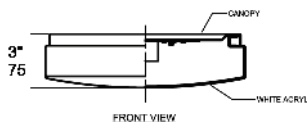
powered by
ULTRASAVE



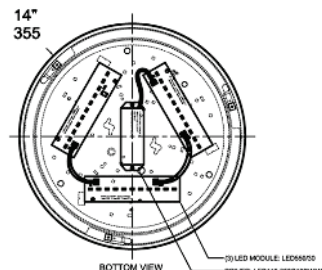
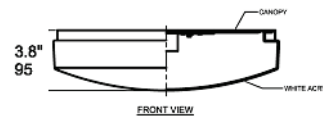
CL-T6111-6-LED02
Dimension
mm | 279(W) x 81(H)
inch | 11"(W) x 3.3"(H)



CL-T6113-6-LED03
Dimension
mm | 355(W) x 91(H)
inch | 14"(W) x 3.5"(H)







CL-T6211-6-LED02
Dimension
mm | 279(W) x 75(H)
inch | 11"(W) x 3"(H)



CL-T6213-6-LED03
Dimension
mm | 355(W) x 95(H)
inch | 14"(W) x 3.8"(H)

ORDERING CODE, ENERGY AND PERFORMANCE DATA

	Model No.	Delivered Lumens (lm)	Input Watts (W)	Voltage (V)	Colour Temp. (K)	Efficacy (lm/W)	Status
	CL-T6111-6-LED02 11-inch	1060	11.5	120 / 120M	3000K	92	Stock
	CL-T6113-6-LED03 14-inch	1320	14	120 / 120M	3000K	94	Stock
	CL-T6211-6-LED02 11-inch	1060	11.5	120 / 120M	3000K	92	Stock
	CL-T6213-6-LED03 14-inch	1320	14	120 / 120M	3000K	94	Stock

SHIPPING DATA

Model No.

CL-T6111-6-LED02
 CL-T6113-6-LED03
 CL-T6211-6-LED02
 CL-T6213-6-LED03

Weight

0.8kg / 1.8lbs
 1.1kg / 2.4lbs
 0.8kg / 1.8lbs
 1.1kg / 2.4lbs



Energy Efficient Lighting Company Limited
 331 Amber Street, Unit B, Markham, ON L3R 3J7 Canada
 Tel: 905-415-8878 • 1-855-415-8878 | Fax: 905-415-8872 • 1-855-415-8872
 Email: marketing@eelighting.ca | URL: www.eelighting.ca

Specifications and dimensions subject to change without notice.
 Consult your Energy Efficient Lighting Representative
 for availability and ordering information.