

ER254120MHT-W



Ballast Type:	Electronic	Starting Method:	Programmed Start
Lamp Connection:	Series	Input Voltage:	120 to 277
Input Frequency:	50/60 Hz	Sound Rating:	A
Remote Mounting:	18 ft Maximum	Warranty:	Five Years
End-of-Life Protection:	Yes	Max. Case Temperature:	90°C

ELECTRICAL SPECIFICATIONS

Lamp Type	# of Lamps	Rated Lamp Watts	Min. Start Temp. (°F/°C)	Input Current (Amps)	Input Power (Watts)	Ballast Factor	Max THD %	Power Factor	Max. L.C.C.F.	B.E.F
F54T5 (54W)	1	54	-20 / -29	0.52 / 0.23	62	1.02	10	0.99	1.70	1.65
	2			0.97 / 0.43	116	0.99				0.85
F54T5 (49W)	1	49		0.46 / 0.21	56	1.02				1.82
	2			0.92 / 0.40	107	0.97				0.91
F54T5 (47W)	1	47		0.50 / 0.22	59	1.09				1.85
	2			0.81 / 0.39	108	1.00				0.93
FC12T5/HO	1	55		0.46 / 0.21	55	0.87				1.58
	2			0.88 / 0.38	105	0.85				0.81
FT 55W	1	55		0.46 / 0.20	54	0.92				1.70
	2			0.85 / 0.37	101	0.90				0.89
FT 50W	1	50		0.48 / 0.21	58	1.08				1.86
	2			0.94 / 0.41	112	1.06				0.95

REGULATORY COMPLIANCE

- Meets ANSI Standard C82.11
- Meets ANSI Standard C62.41
- Meets FCC Part 18 Class A for EMI & RFI (Non-Consumer Limits)
- No PCB's
- cULus Listed (Class P, Type 1 Outdoor, Type HL)
- RoHS Compliant



ULTRASAVE LIGHTING LTD.

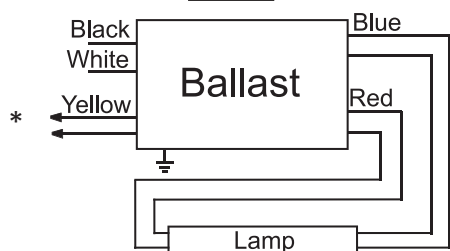
12-140 AMBER STREET, MARKHAM, ON L3R 3J8 TEL 905.940.0888 FAX 905.940.0338 WWW.ULTRASAVE.CA

PHYSICAL CHARACTERISTICS

CASE DIMENSIONS

WIRING DIAGRAM

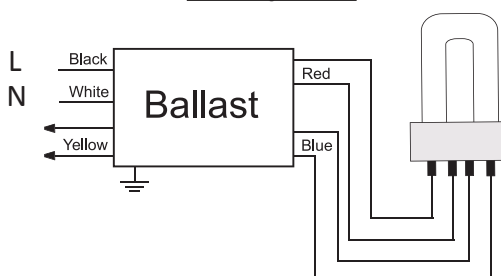
T5HQ



* Cap off each Yellow wire separately

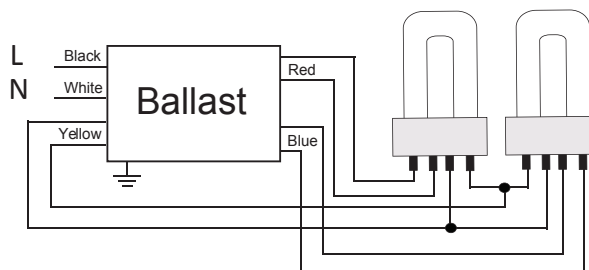
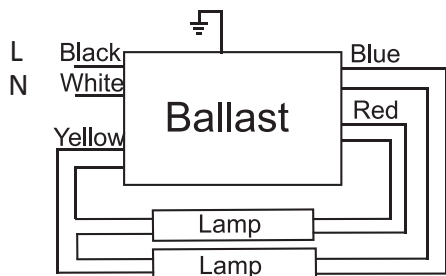
WIRING DIAGRAM

BIAx / PL-L



* Cap off each Yellow wire separately

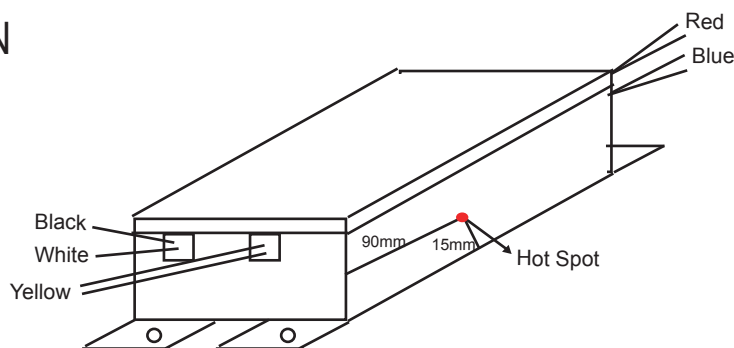
Overall (L)	9.50"
Width (W)	1.72"
Height (H)	1.18"
Mounting (M)	8.90"



LEAD LENGTH

Wire	in
Black	18
White	18
Blue	31
Red	31
Yellow	31

HOT SPOT LOCATION



ORDERING INFORMATION

Model #	Carton Weight	Carton Dimensions LxWxH	Carton Quantity	Skid Quantity	Bulk Quantity
ER254120MHT-W	28.70 lbs	11.02" x 10.63" x 9.06"	20	1000	1104

ULTRASAVE LIGHTING LTD.

12-140 AMBER STREET, MARKHAM, ON L3R 3J8

TEL 905.940.0888

FAX 905.940.0338

WWW.ULTRASAVE.CA