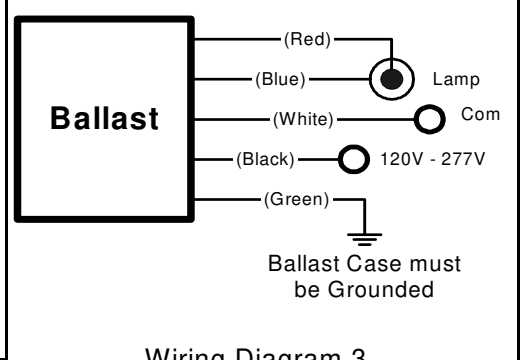
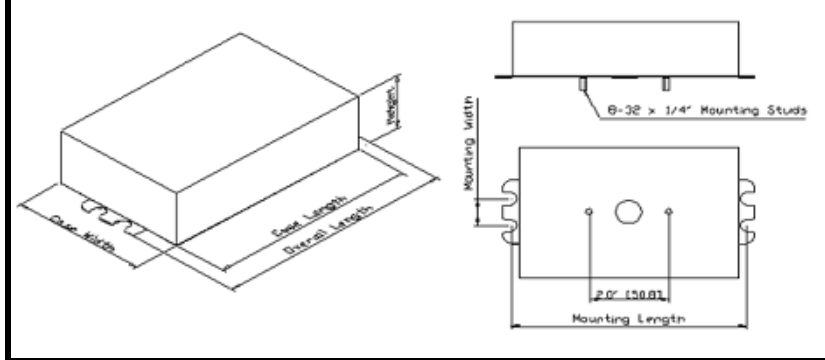
	e-Vision® Electronic Ballast for Metal Halide Lamps	Catalog Number: IMH-100-D For 100W Metal Halide Lamps ANSI C90/M90 or M140 120-277 50/60Hz Electronic Status: RELEASED
---	--	--

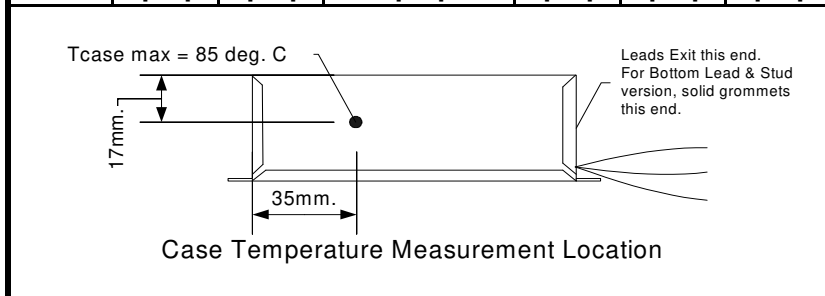
DIMENSIONS AND DATA											
Lamp		Input Volts	Catalog Number*	Line Current (Amps)	Input Power (Watts)	Min Power Factor	Wiring Diag	Fig.	Weight (lb)	Max. Distance to Lamp (ft)	
Number	Watts										

100W Watt Lamp, ANSI Code C90/M90 or M140 Minimum Starting Temp -20°C/-4°F											
1	100	120 277	IMH-100-D-XXX	0.92 0.4	110 109	0.9	3	D	1.5	5	



Case Figure	Overall Length	Case Length	Case Width	Height	Mounting Length	Mounting Width
D	128mm [5.0"]	108mm [4.3"]	77mm [3.0"]	38mm [1.5"]	118mm [4.6"]	19mm [0.7"]

Wiring Diagram 3



- INSTALLATION & APPLICATION NOTES:**
1. Maximum allowable case temperature is 85°C. See figure above for measurement location
 2. Ignition pulse is 4 kV max
 3. All leads are 12 inches long
 4. Ballast output will shutdown after 20 minutes if lamp fails to ignite
 5. Power must be cycled off – then on, after replacing lamp

*Ordering Information	
Order Suffix	Description
-LF	Ballast with side exit leads and mounting feet
-BLS	Ballast with bottom exit leads and mounting studs

Data is based on tests performed by Philips Advance in a controlled environment and is representative of relative performance. Actual performance can vary depending on operating conditions. Specifications are subject to change without notice. All specifications are nominal unless otherwise noted.

Philips Lighting Electronics N.A.

10275 West Higgins Road • Rosemont, IL 60018 • www.philips.com/advance
 Tel: 800-322-2086 • Fax: 800-423-1882 • Customer Support: 800-372-3331 • OEM Support: 866-915-5886